

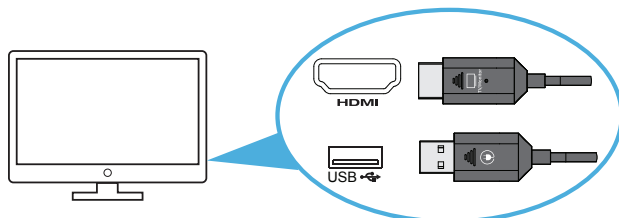
# TERK Wireless HDMI Transmitter and Receiver Quick Start Guide



TerkSupport.com

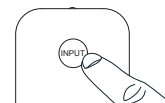
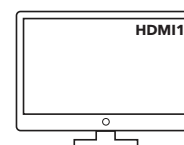
Want an easier setup?  
**Scan here**  
for quick step-by-step video  
instructions

**1** Connect both ends of the  cable to your TV.

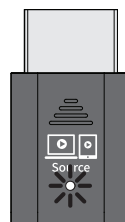
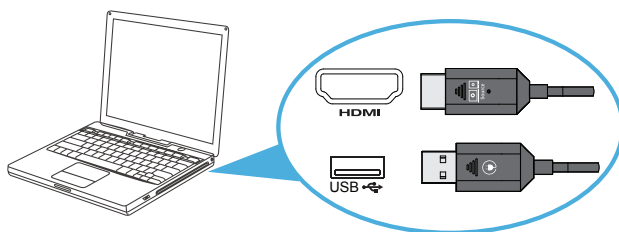


*Note: If your TV doesn't have a USB power outlet, connect the  end to a USB power adapter (not included).*

**2** Turn on your TV and tune it to the correct input.



**3** Connect both ends of the  cable to your computer or mobile device.\*



*\* Use an USB-C to HDMI adapter (not included) to connect to mobile devices with a USB-C jack. For this kind of connection, connect the other end of the cable to a USB power source, like a USB power adapter.*

**4** Follow the instructions on the TV screen to finalize the connection.